

Coronavirus: free to read

Coronavirus

Coronavirus tracked: the latest figures as the pandemic spreads | Free to read

The countries affected, the number of deaths and the economic impact

Steven Bernard, Cale Tilford, John Burn-Murdoch and Keith Fray 15 MINUTES AGO

The humanitarian costs of the coronavirus outbreak continue to mount, with more than 707,000 people infected globally. The number of people confirmed to have died as a result of the virus has now surpassed 33,500.

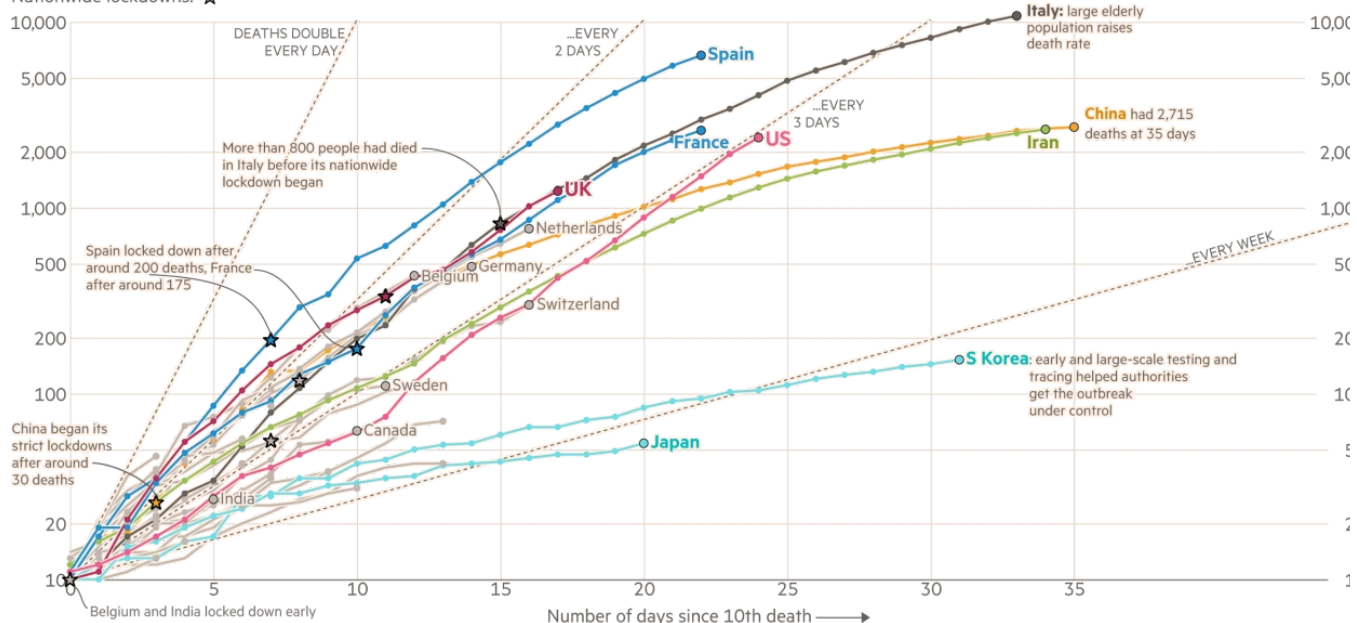
The virus's proliferation has been [declared a pandemic](#) by the World Health Organization, meaning it is spreading rapidly in different parts of the world. More than 190 countries have confirmed cases so far.

The epicentre of the coronavirus is now Europe, with the largest number of confirmed cases in Italy, and death tolls growing more quickly in Italy, Spain, the UK and US than they did in China at the same stage of the outbreak.

Coronavirus deaths in Italy, Spain and the US are increasing more rapidly than they did in China

Cumulative number of deaths, by number of days since 10th death

Nationwide lockdowns: ★



FT graphic: John Burn-Murdoch / @jburnmurdoch
Source: FT analysis of Johns Hopkins University, CSSE; Worldometers; FT research. Data updated March 29, 19:00 GMT
© FT

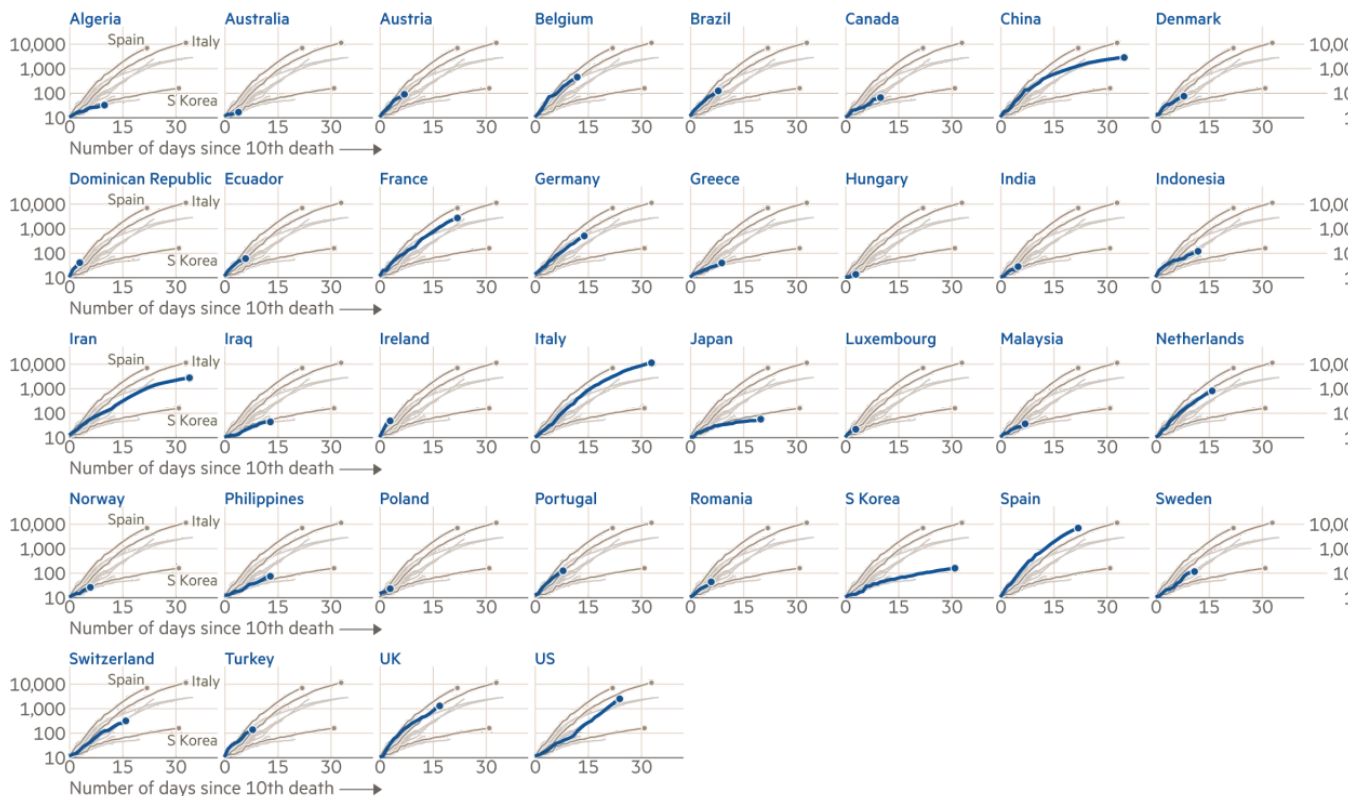
Read more of the FT's coverage of the coronavirus outbreak

- [How dangerous is the coronavirus and how does it spread?](#)
- [How Singapore waged war on coronavirus](#)
- [Scientists hopeful warmer weather can slow spread of coronavirus](#)

Dozens of countries now have double-digit deaths from coronavirus — mostly in Europe — and many are tracing the same paths as the current epicentres.

More than 25 countries now have at least 10 deaths

Cumulative number of deaths, by number of days since 10th death



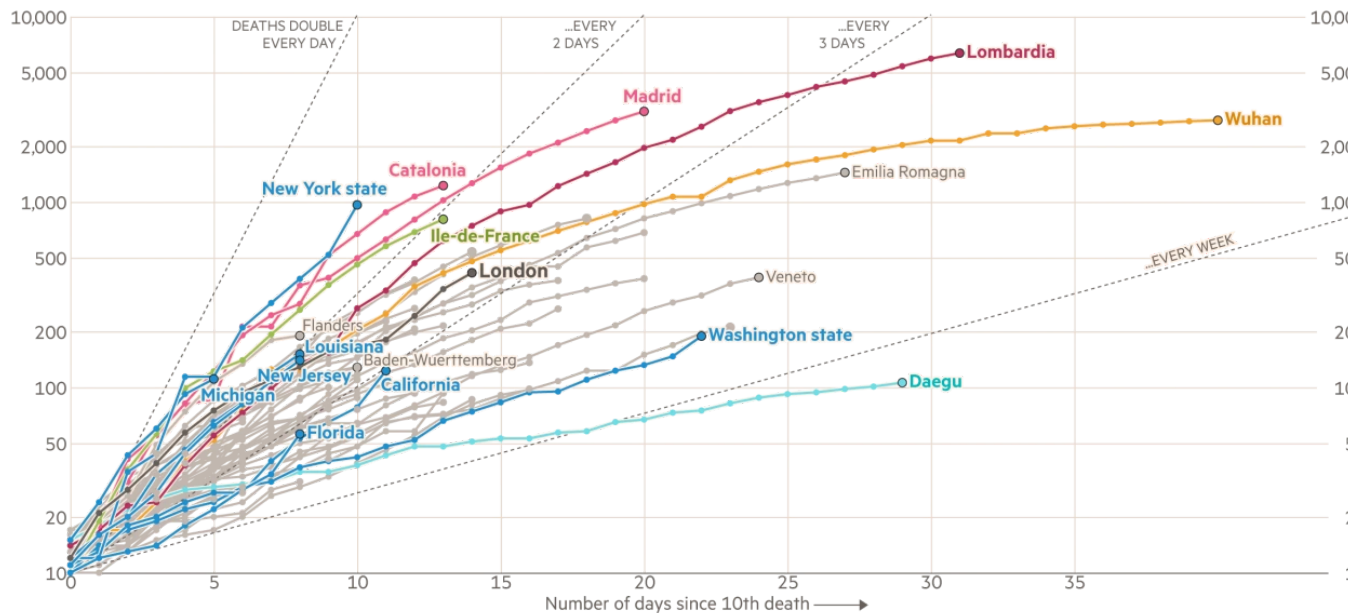
FT graphic: John Burn-Murdoch / @jburnmurdoch, inspired by Philippe Straforelli
Source: FT analysis of Johns Hopkins University, CSSE; Worldometers; FT research. Data updated March 29, 19:00 GMT
© FT

In many countries one or a small number of regions have borne the brunt of the virus. Lombardia has eclipsed Wuhan as the most badly affected region in the world, and in Spain Madrid and Catalonia could soon surpass even that.

New York, Catalonia and Madrid could pass Lombardia as the worst affected subnational regions

Cumulative number of deaths, by number of days since 10th death

Showing US states and selected subnational regions in Italy, Spain, China, France, S Korea and UK



FT graphic: John Burn-Murdoch / @jburnmurdoch

Sources: NHS; Covid Tracking Project; Proviencialdata19; Santé Publique France; Berliner Morgenpost; OpenZH; Stockholm University; Leuven University. Data updated March 29, 19:00 GMT
© FT

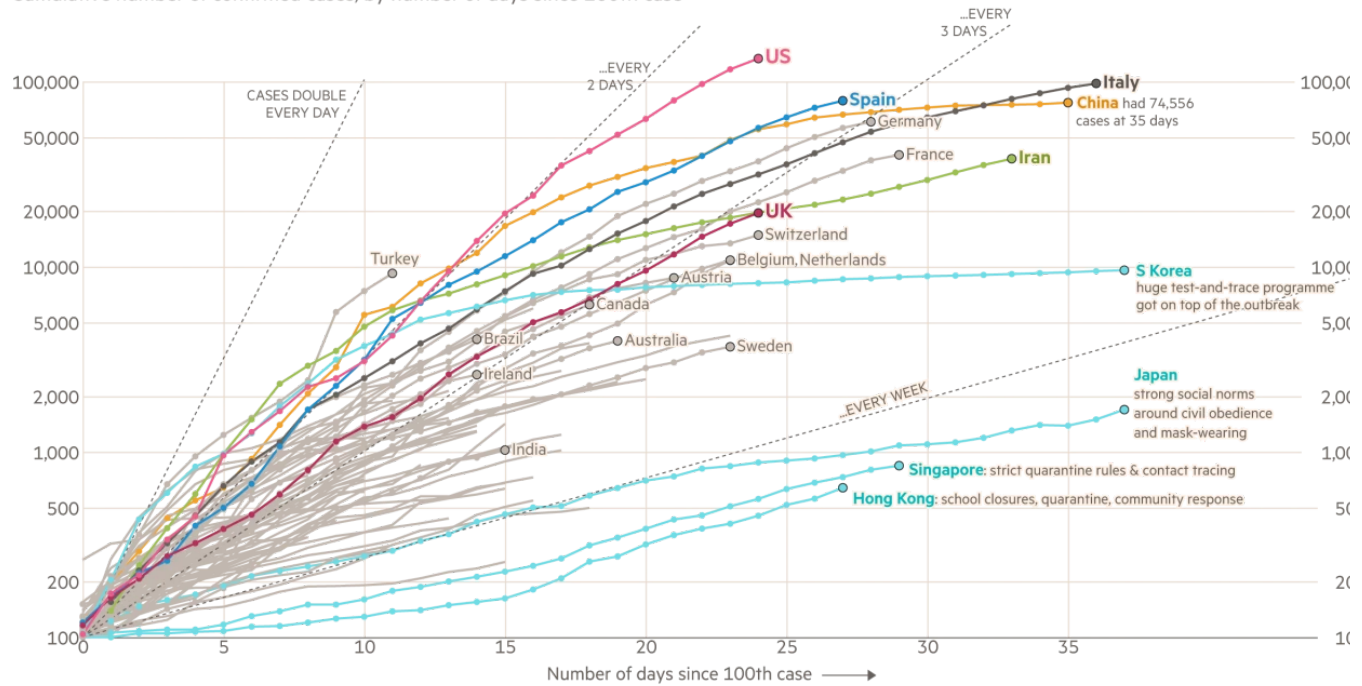
US states also show very different trajectories. Washington saw the first outbreak in the US, but its death toll has risen relatively slowly since then. New York's mortality curve is much steeper: the state has the highest death toll of any subnational region in the world at this stage of its outbreak.

In most western countries case numbers have been increasing by about 33 per cent a day, a sign that other countries may soon be facing the same challenge as Italy.

The Asian city-state of Singapore and the territory of Hong Kong are on a different trajectory in terms of the growth in case numbers. The rate of increase has so far been relatively contained through rapid and strict measures.

Country by country: how coronavirus case trajectories compare

Cumulative number of confirmed cases, by number of days since 100th case

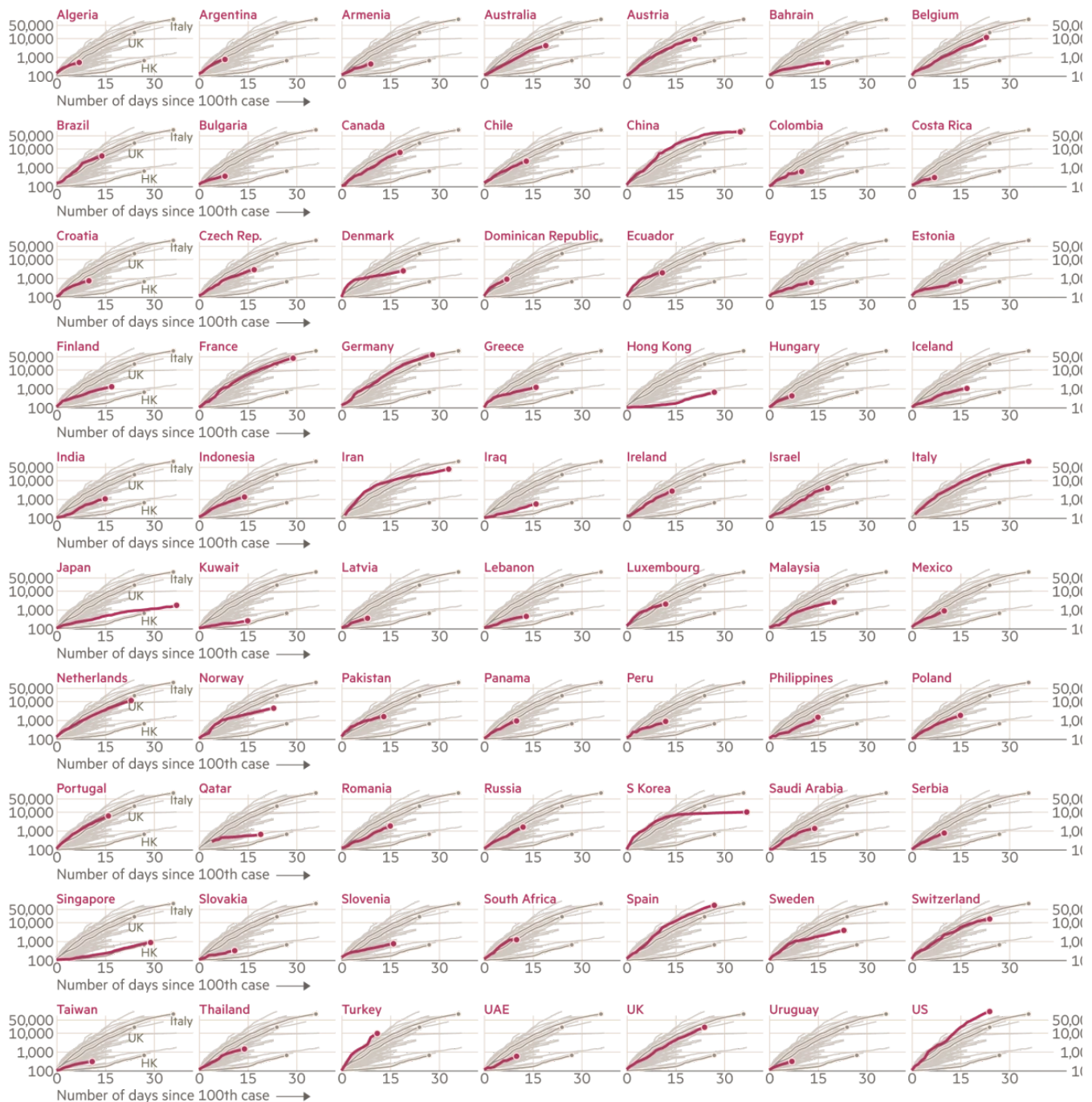


FT graphic: John Burn-Murdoch / @burnmurdoch
Source: FT analysis of Johns Hopkins University, CSSE; Worldometers; FT research. Data updated March 29, 19:00 GMT
© FT

There have now been at least 100 confirmed cases recorded in 106 countries around the world.

Outbreaks are now underway in dozens of other countries, with some on the same trajectory as Italy

Cumulative number of confirmed cases, by number of days since 100th case

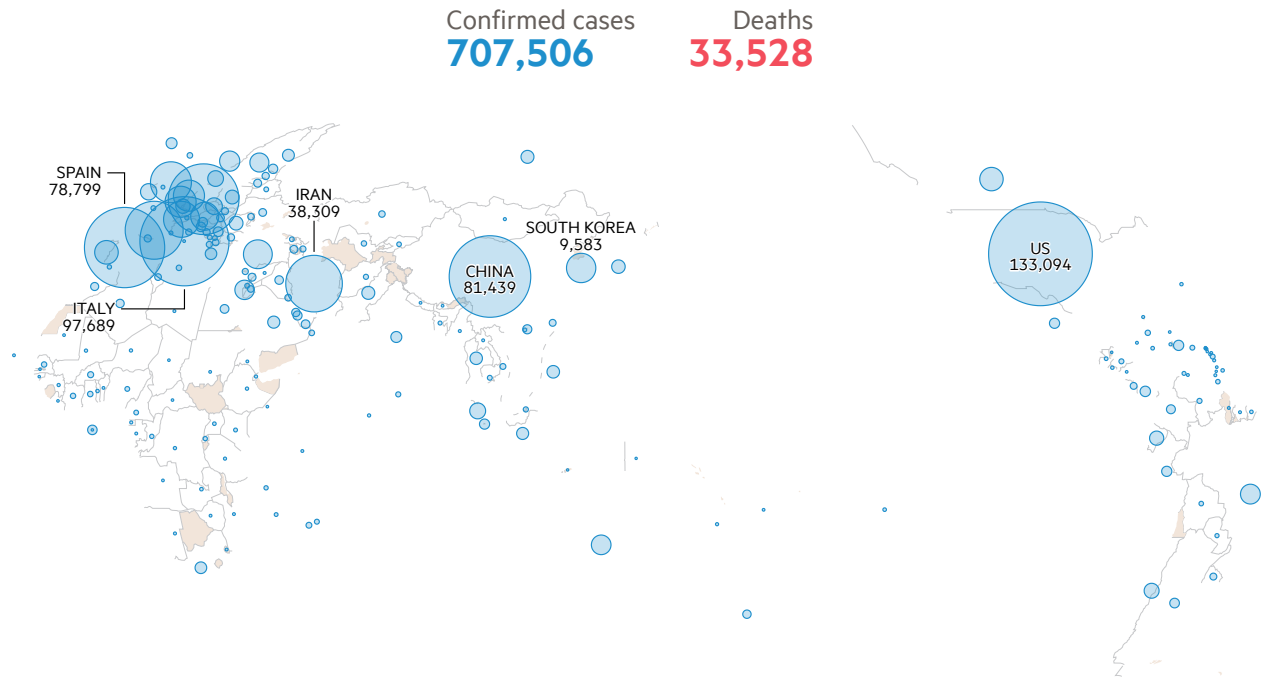


FT graphic: John Burn-Murdoch / @jburnmurdoch, inspired by Philippe Straforelli
Source: FT analysis of Johns Hopkins University, CSSE, Worldometers; FT research. Data updated March 29, 19:00 GMT
© FT

The FT is mapping the virus and its economic impact as it spreads. Check back for our up-to-date figures.

Mapping the coronavirus outbreak

As of 8:50pm Mar 29 GMT



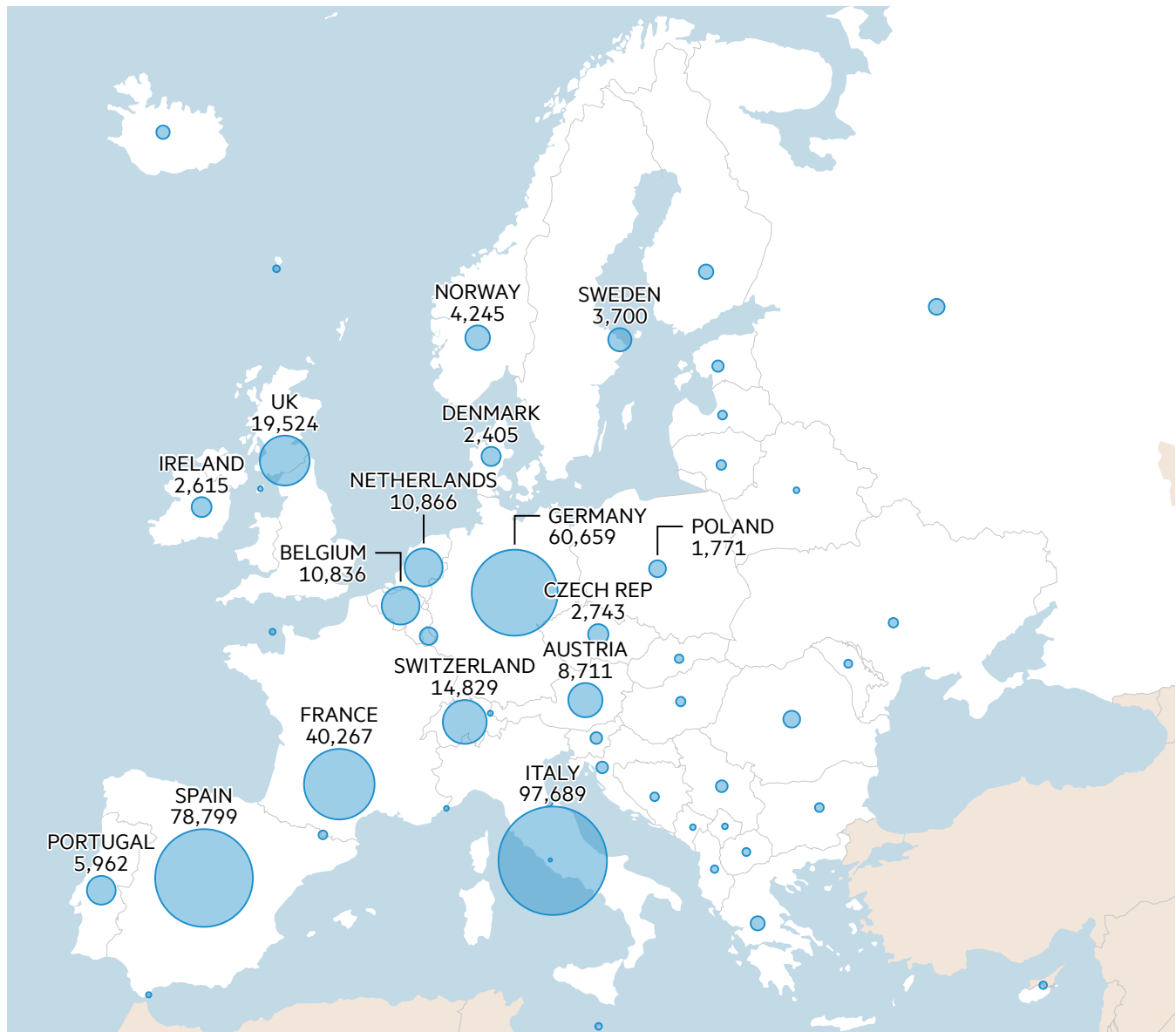
Source: Johns Hopkins University, CSSE; FT research
© FT

The data for this map comes from a [dashboard](#) maintained by the Johns Hopkins University Center for Systems Science Engineering, which has [combined data](#) from the World Health Organization, the US Centers for Disease Control and Prevention, the European Centre for Disease Prevention and Control, the Chinese Centers for Disease Control and Prevention. It also incorporates data from the Chinese medical community website DXY, which aggregates live situation reports from the Chinese National Health Commission and local CCDC.

Case numbers have now passed 100 in 35 European countries. The region now accounts for 75% of new daily cases.

Coronavirus situation in Europe

Total cases confirmed as of 8:50pm Mar 29 GMT

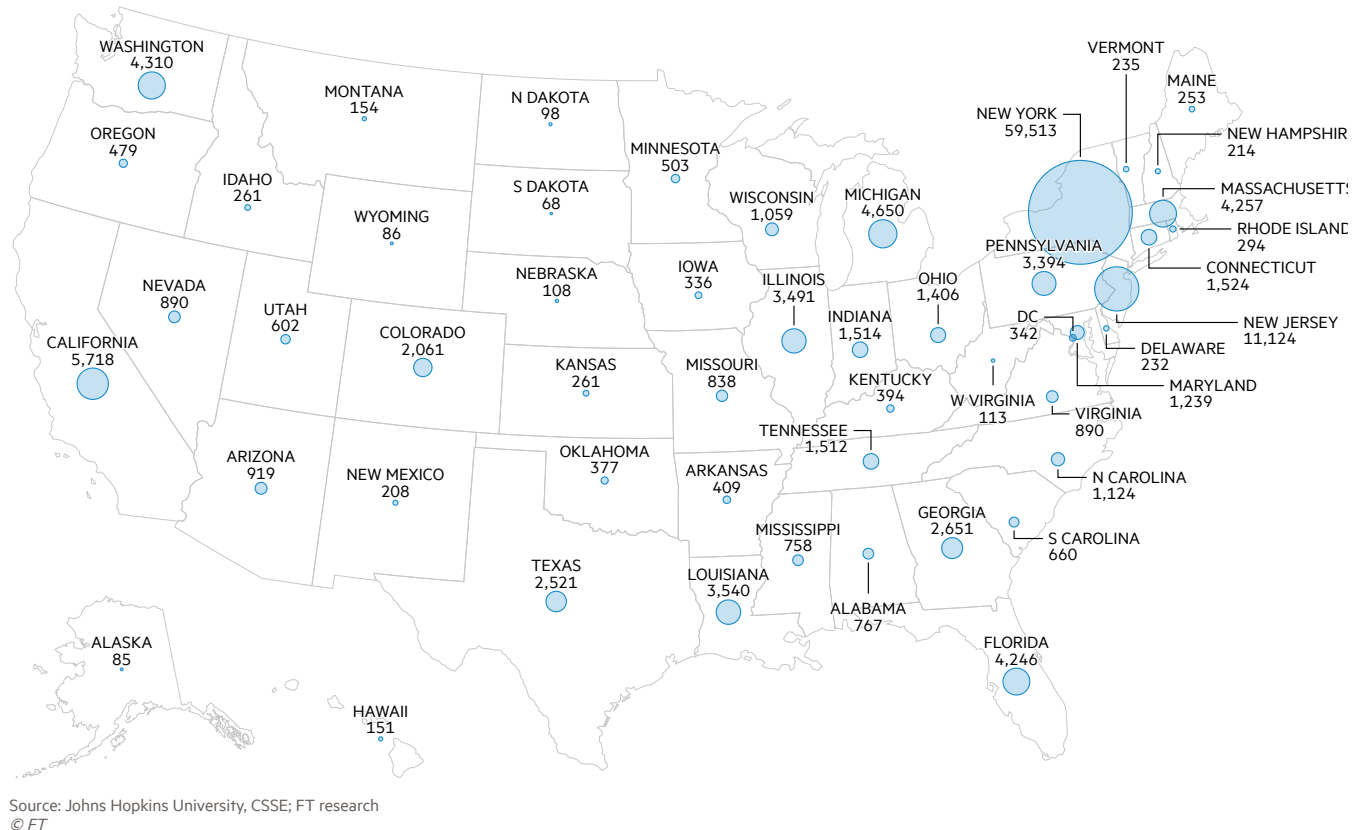


Source: Johns Hopkins University, CSSE; FT research
© FT

Coronavirus has now spread to all 50 states in the US. More than 60,000 cases have been confirmed in the country.

Coronavirus situation in the US

Total cases confirmed as of 6:42pm Mar 29 GMT



The Financial Times China Economic Activity Index

China's slowdown due to the coronavirus outbreak has been pronounced and consequential for the global economy. In order to track these changes, the Financial Times has constructed its own measure of the slowdown and nascent recovery in the Chinese economy.

Official data lags behind activity since it is mostly monthly, and China's data is sometimes viewed as open to political manipulation.

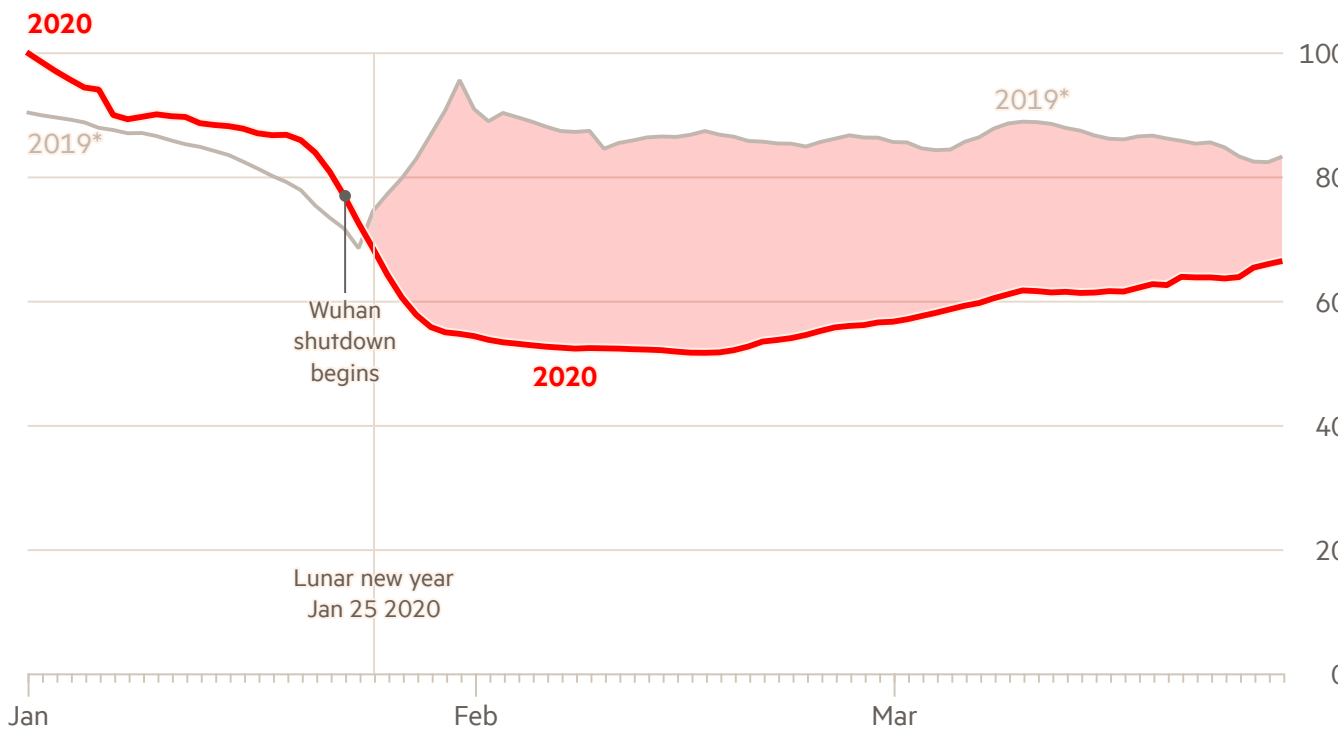
Using Wind's financial database, we have compiled a weighted index of six daily, industry-based data series.

The measures of the domestic economy include real estate floor space sales, traffic congestion within cities, and coal consumption in major power plants. Trade activity is represented by container freight.

Two other indices, which have been given a lesser weighting, provide social and environmental context: box office numbers from Chinese cinemas - a good proxy on consumer activity - and air pollution in the ten largest cities.

Covid 19's impact on the Chinese economy

FT China Economic Activity Index (Jan 1 2020 = 100), last updated Mar 28



*2019 values at same number of days before/after the lunar new year
Sources: WIND; EntGroup; FT research

Subindices (Jan 1 2020 = 100)



*2019 values at same number of days before/after the lunar new year
Sources: WIND; EntGroup; FT research
© FT

The FT has a dedicated [economic impact tracker page](#) where you can keep up to date with various metrics of economic activity.

Countries affected by coronavirus

Country	Confirmed cases	Deaths	Recovered
US	133,094	2,363	4,378
Italy	97,689	10,779	13,030

Country	Confirmed cases	Deaths	Recovered
China	81,439	3,300	75,448
Spain	78,799	6,606	14,709
Germany	60,659	482	9,211
France	40,174	2,606	7,202
Iran	38,309	2,640	12,391
UK	19,522	1,228	135
Switzerland	14,829	300	1,595
Netherlands	10,866	771	250
Belgium	10,836	431	1,359
South Korea	9,583	152	5,033
Turkey	9,217	131	105
Austria	8,711	86	479
Canada	6,243	63	508
Portugal	5,962	119	43
Norway	4,245	25	7
Brazil	4,065	118	6
Australia	3,980	16	226
Israel	3,865	15	89
Sweden	3,700	110	16
Czech Rep	2,743	16	11
Ireland	2,615	46	5
Malaysia	2,470	35	388
Denmark	2,395	72	1
Chile	2,139	7	75

Country	Confirmed cases	Deaths	Recovered
Luxembourg	1,950	21	40
Ecuador	1,890	57	3
Poland	1,771	20	7
Romania	1,760	42	169
Japan	1,693	52	424
Russia	1,534	8	64
Pakistan	1,526	14	29
Philippines	1,418	71	42
Thailand	1,388	7	97
Saudi Arabia	1,299	8	66
Indonesia	1,285	114	64
Finland	1,240	11	10
South Africa	1,187	1	31
Greece	1,156	38	52
India	1,024	27	95
Iceland	1,020	2	114
Panama	901	17	4
Dominican Republic	859	39	3
Peru	852	18	16
Mexico	848	16	4
Singapore	844	3	212
Argentina	745	19	72
Serbia	741	13	42
Slovenia	730	11	10

Country	Confirmed cases	Deaths	Recovered
Croatia	713	6	52
Estonia	679	3	20
Hong Kong	641	4	118
Qatar	634	1	48
Colombia	608	6	10
Egypt	576	36	121
United Arab Emirates	570	3	58
Iraq	547	42	143
New Zealand	514	1	56
Algeria	511	31	31
Bahrain	499	4	272
Morocco	463	26	13
Lebanon	438	10	30
Lithuania	437	7	1
Armenia	424	3	30
Ukraine	418	9	5
Hungary	408	13	34
Latvia	347		1
Bulgaria	346	8	14
Andorra	334	6	1
Bosnia and Herzegovina	323	6	8
Slovakia	314		2
Uruguay	304	1	
Taiwan	298	2	39

Country	Confirmed cases	Deaths	Recovered
Costa Rica	295	2	3
Tunisia	278	8	2
Moldova	263	2	2
North Macedonia	259	6	3
Jordan	259	2	18
Kuwait	255		67
Kazakhstan	251	1	18
San Marino	224	22	6
Cyprus	214	5	15
Albania	212	10	33
Azerbaijan	209	4	15
Burkina Faso	207	11	21
Vietnam	188		25
Reunion	183		1
Oman	167		23
Faroe Islands	159		70
Ghana	152	5	2
Malta	151		2
Uzbekistan	144	2	7
Senegal	142		27
Ivory Coast	140		3
Cuba	139	3	4
Brunei	126	1	34
Afghanistan	120	4	2

Country	Confirmed cases	Deaths	Recovered
Venezuela	119	2	39
Sri Lanka	117	1	11
Honduras	110	2	3
Palestinian Authorities	108	1	18
Mauritius	107	2	
Cambodia	103		21
Guadeloupe	102	2	17
Channel Islands	100	2	
Nigeria	97	1	3
Belarus	94		32
Martinique	93	1	
Cameroon	91	2	2
Georgia	91		18
Montenegro	85	1	
Kyrgyzstan	84		
Bolivia	81	1	
Trinidad and Tobago	76	3	1
Dem Rep of Congo	65	6	2
Gibraltar	65		14
Mayotte	63		
Rwanda	60		
Paraguay	56	3	1
Liechtenstein	56		
Bangladesh	48	5	15

Country	Confirmed cases	Deaths	Recovered
Aruba	46		1
Monaco	43	1	1
Kenya	42	1	1
Isle of Man	42		
Madagascar	39		
Macau	37		10
Guatemala	34	1	10
Jamaica	32	1	2
French Polynesia	30		
Uganda	30		
Zambia	29		
French Guiana	28		6
Barbados	26		
Togo	25	1	1
El Salvador	24		
Bermuda	22		2
Congo	19		
Ethiopia	19		1
Mali	18	1	
Niger	18	1	
Maldives	17		11
Guinea	16		
Haiti	15		1
New Caledonia	15		

Country	Confirmed cases	Deaths	Recovered
Djibouti	14		
Tanzania	14		1
Equatorial Guinea	12		
Mongolia	12		
Bahamas	11		1
Dominica	11		
Namibia	11		2
St Martin	11		
Greenland	10		2
Myanmar	10		
Syria	9	1	
Grenada	9		
Eswatini	9		
Cayman Islands	8	1	
Curacao	8	1	2
Guyana	8	1	
Laos	8		
Libya	8		
Mozambique	8		
Seychelles	8		
Suriname	8		
Gabon	7	1	
Zimbabwe	7	1	
Antigua and Barbuda	7		

Country	Confirmed cases	Deaths	Recovered
Cabo Verde	6	1	
Sudan	6	1	
Benin	6		
Eritrea	6		
Vatican City	6		
Sint Maarten	6		
Nepal	5		1
Angola	5		
Fiji	5		
Mauritania	5		
Montserrat	5		
St Barthelemy	5		
Nicaragua	4	1	
Bhutan	4		
St Lucia	4		1
Turks and Caicos	4		
The Gambia	3	1	
Central African Republic	3		
Chad	3		
Liberia	3		
Somalia	3		
MS Zaandam	2		
Anguilla	2		
Belize	2		

Country	Confirmed cases	Deaths	Recovered
British Virgin Islands	2		
Guinea-Bissau	2		
Saint Kitts and Nevis	2		
Papua New Guinea	1		
St Vincent and the Grenadines	1		1
Timor-Leste	1		
Diamond Princess	712	10	

[Copyright](#) The Financial Times Limited 2020. All rights reserved.