

## Coronavirus: free to read

### Coronavirus

## Coronavirus tracked: the latest figures as the pandemic spreads | Free to read

The countries affected, the number of deaths and the economic impact

Steven Bernard, Cale Tilford, John Burn-Murdoch and Keith Fray 3 HOURS AGO

The humanitarian costs of the coronavirus outbreak continue to mount, with more than 585,000 people infected globally. The number of people confirmed to have died as a result of the virus has now surpassed 26,800.

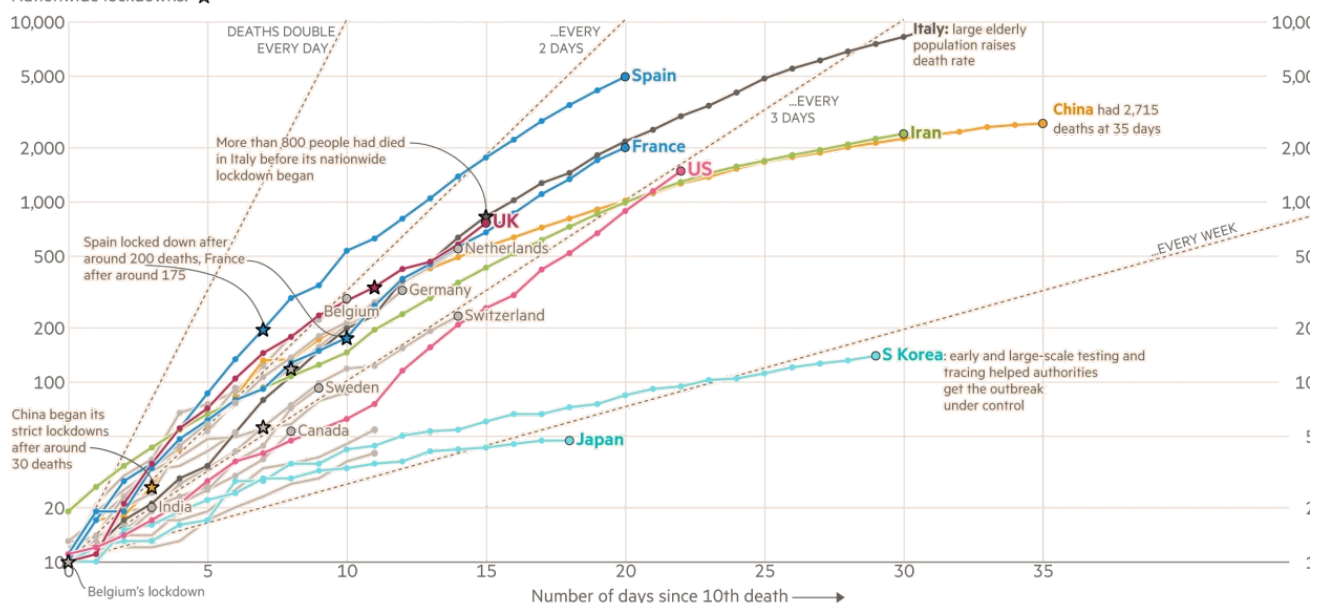
The virus's proliferation has been [declared a pandemic](#) by the World Health Organization, meaning it is spreading rapidly in different parts of the world. More than 180 countries have confirmed cases so far.

The epicentre of the coronavirus is now Europe, with the largest number of confirmed cases in Italy, and death tolls growing more quickly in Italy, Spain, the UK and US than they did in China at the same stage of the outbreak.

### Coronavirus deaths in Italy, Spain and the US are increasing more rapidly than they did in China

Cumulative number of deaths, by number of days since 10th death

Nationwide lockdowns: ★



FT graphic: John Burn-Murdoch / @jburnmurdoch  
Source: FT analysis of Johns Hopkins University, CSSE, Worldometers; FT research. Data updated March 27, 19:00 GMT  
© FT

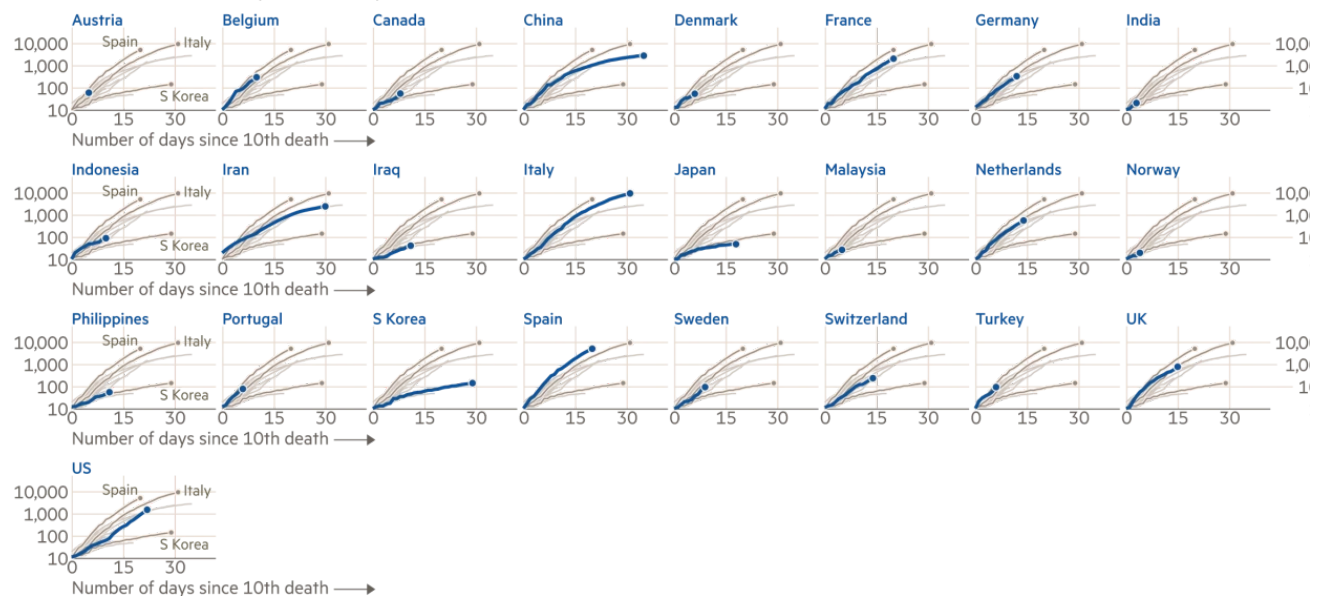
Read more of the FT's coverage of the coronavirus outbreak

- [How dangerous is the coronavirus and how does it spread?](#)
- [How Singapore waged war on coronavirus](#)
- [Scientists hopeful warmer weather can slow spread of coronavirus](#)

Dozens of countries now have double-digit deaths from coronavirus — mostly in Europe — and many are tracing the same paths as the current epicentres.

### More than 20 countries now have at least 10 deaths

Cumulative number of deaths, by number of days since 10th death



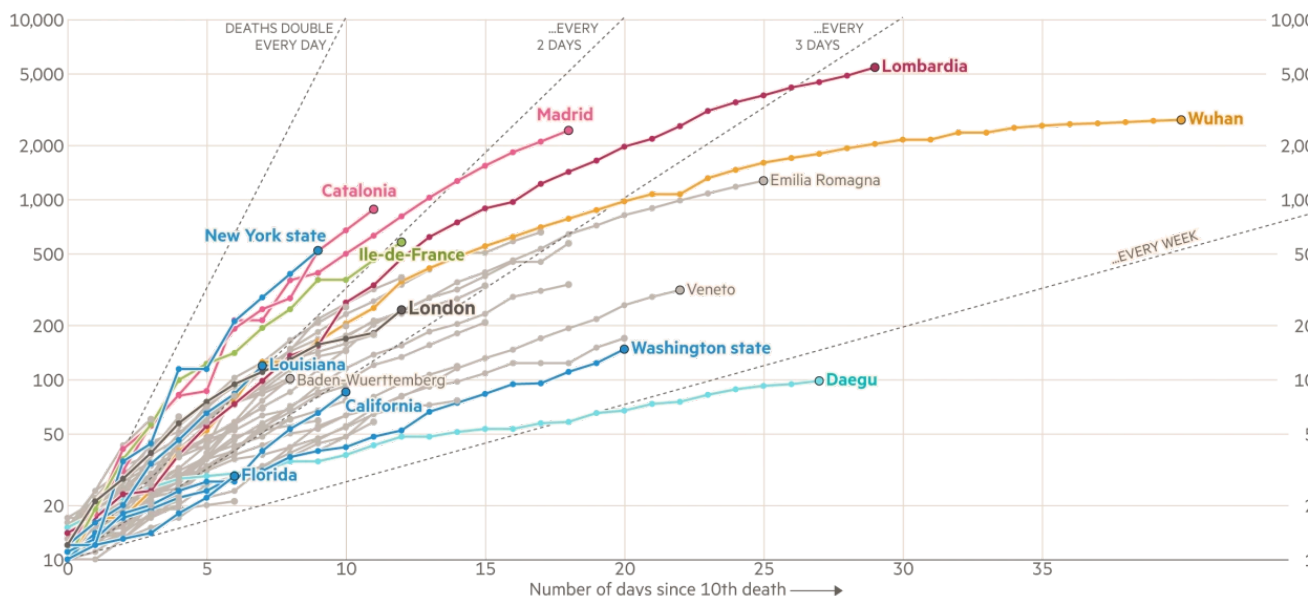
FT graphic: John Burn-Murdoch / @jburnmurdoch, inspired by Philippe Straforelli  
Source: FT analysis of Johns Hopkins University, CSSE; Worldometers; FT research. Data updated March 27, 19:00 GMT  
© FT

In many countries one or a small number of regions have borne the brunt of the virus. Lombardia has eclipsed Wuhan as the most badly affected region in the world, and in Spain Madrid and Catalonia could soon surpass even that.

## New York, Catalonia and Madrid could pass Lombardia as the worst affected subnational regions

Cumulative number of deaths, by number of days since 10th death

Showing US states and selected subnational regions in Italy, Spain, China, France, S Korea and UK



FT graphic: John Burn-Murdoch / @jburnmurdoch

Sources: NHS; Covid Tracking Project; Proviencialdata19; Santé Publique France; Berliner Morgenpost; OpenZH. Data updated March 27, 19:00 GMT

© FT

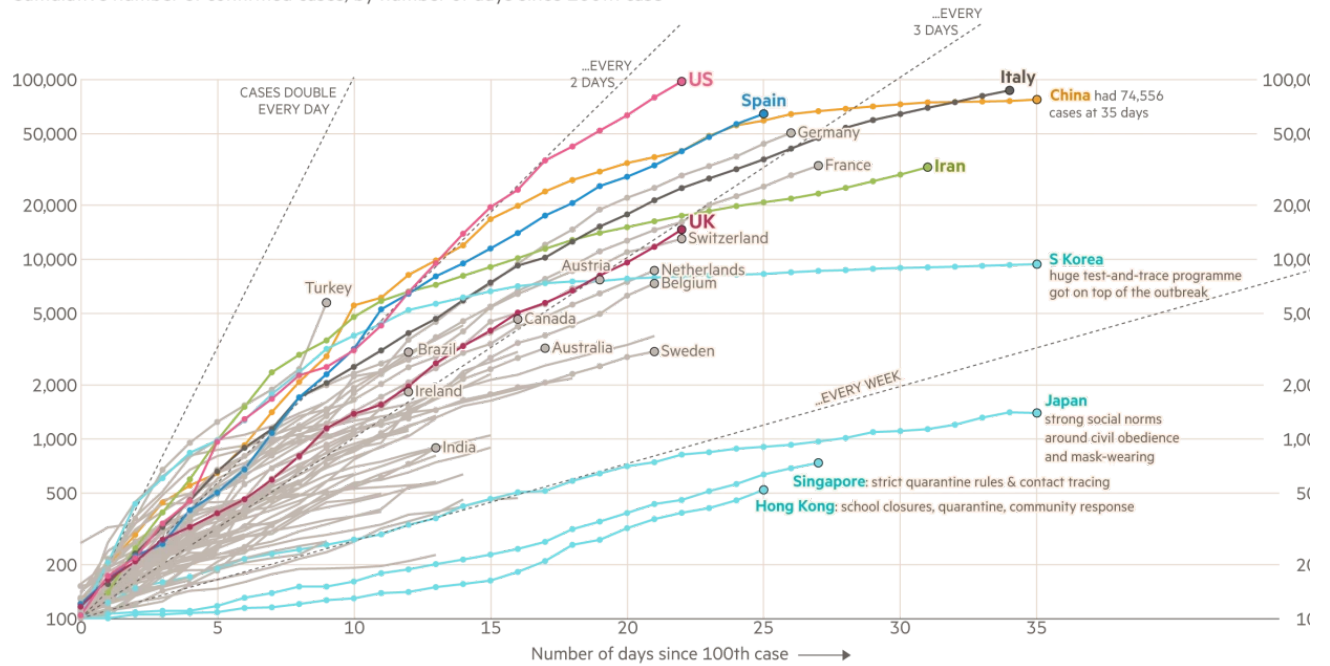
US states also show very different trajectories. Washington saw the first outbreak in the US, but its death toll has risen relatively slowly since then. New York's mortality curve is much steeper: the state has the highest death toll of any subnational region in the world at this stage of its outbreak.

In most western countries case numbers have been increasing by about 33 per cent a day, a sign that other countries may soon be facing the same challenge as Italy.

The Asian city-state of Singapore and the territory of Hong Kong are on a different trajectory in terms of the growth in case numbers. The rate of increase has so far been relatively contained through rapid and strict measures.

### Country by country: how coronavirus case trajectories compare

Cumulative number of confirmed cases, by number of days since 100th case



There have now been at least 100 confirmed cases recorded in 78 countries around the world.

## Outbreaks are now underway in dozens of other countries, with some on the same trajectory as Italy

Cumulative number of confirmed cases, by number of days since 100th case

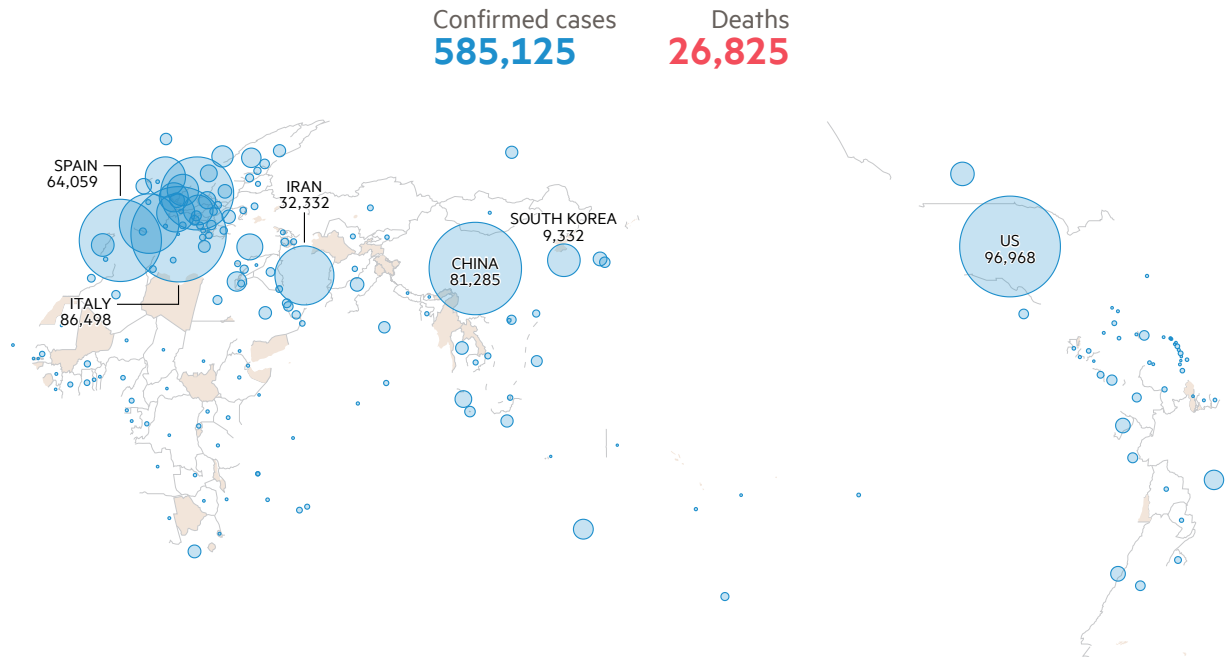


FT graphic: John Burn-Murdoch / @jburnmurdoch, inspired by Philippe Straforelli  
Source: FT analysis of Johns Hopkins University, CSSE, Worldometers; FT research. Data updated March 27, 19:00 GMT  
© FT

The FT is mapping the virus and its economic impact as it spreads. Check back for our up-to-date figures.

## Mapping the coronavirus outbreak

As of 7:06pm Mar 27 GMT



Source: Johns Hopkins University, CSSE; FT research  
© FT

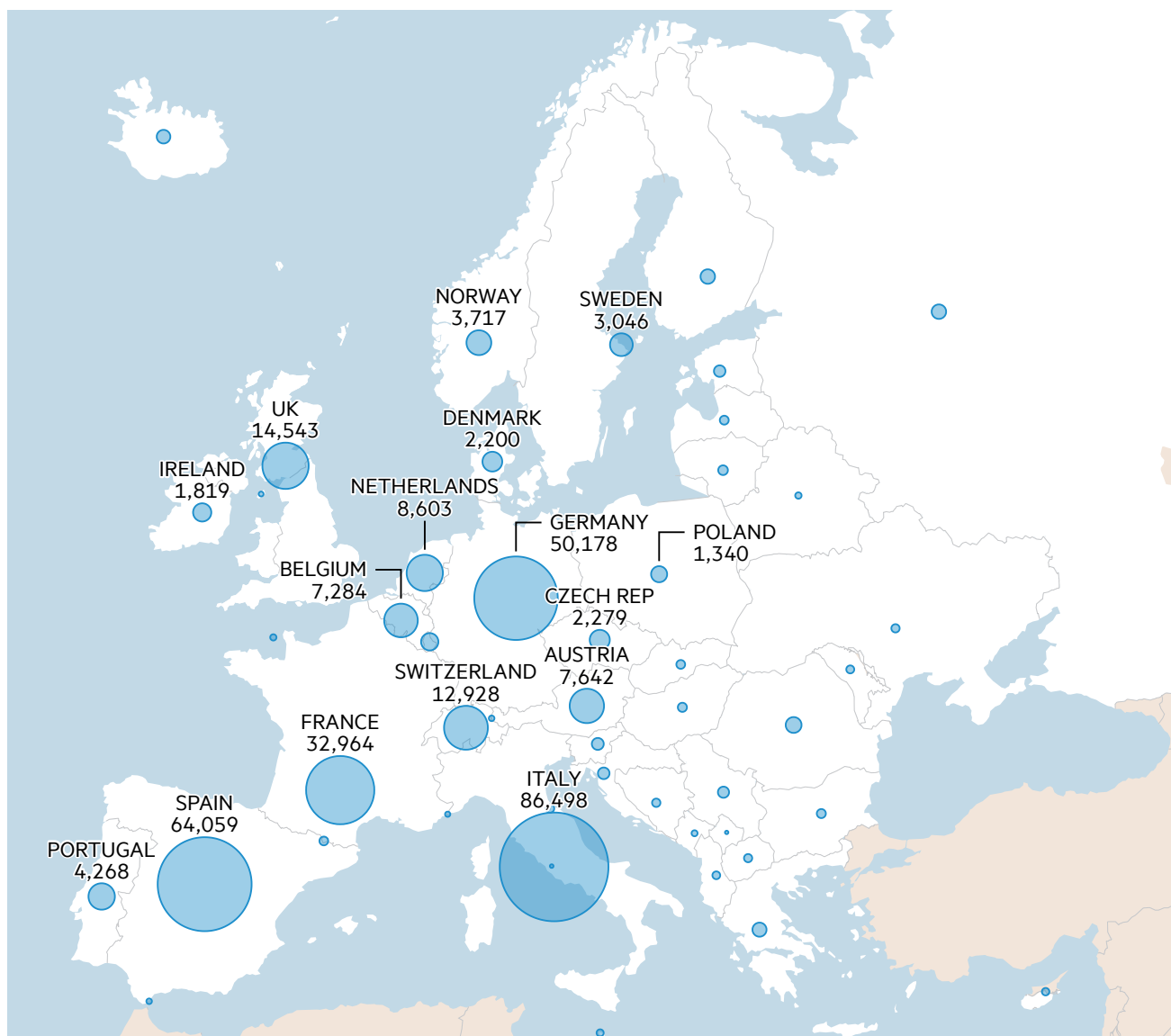
The data for this map comes from a [dashboard](#) maintained by the Johns Hopkins University Center for Systems Science Engineering, which has [combined data](#) from the World Health Organization, the US Centers for Disease Control and Prevention, the European Centre for Disease Prevention and Control, the Chinese Centers for Disease Control and Prevention. It also incorporates data from the Chinese medical community website DXY, which aggregates live situation reports from the Chinese National Health Commission and local CCDC.

Case numbers have now passed 100 in 35 European countries. The region now accounts for 75% of new daily cases.



## Coronavirus situation in Europe

Total cases confirmed as of 7:06pm Mar 27 GMT

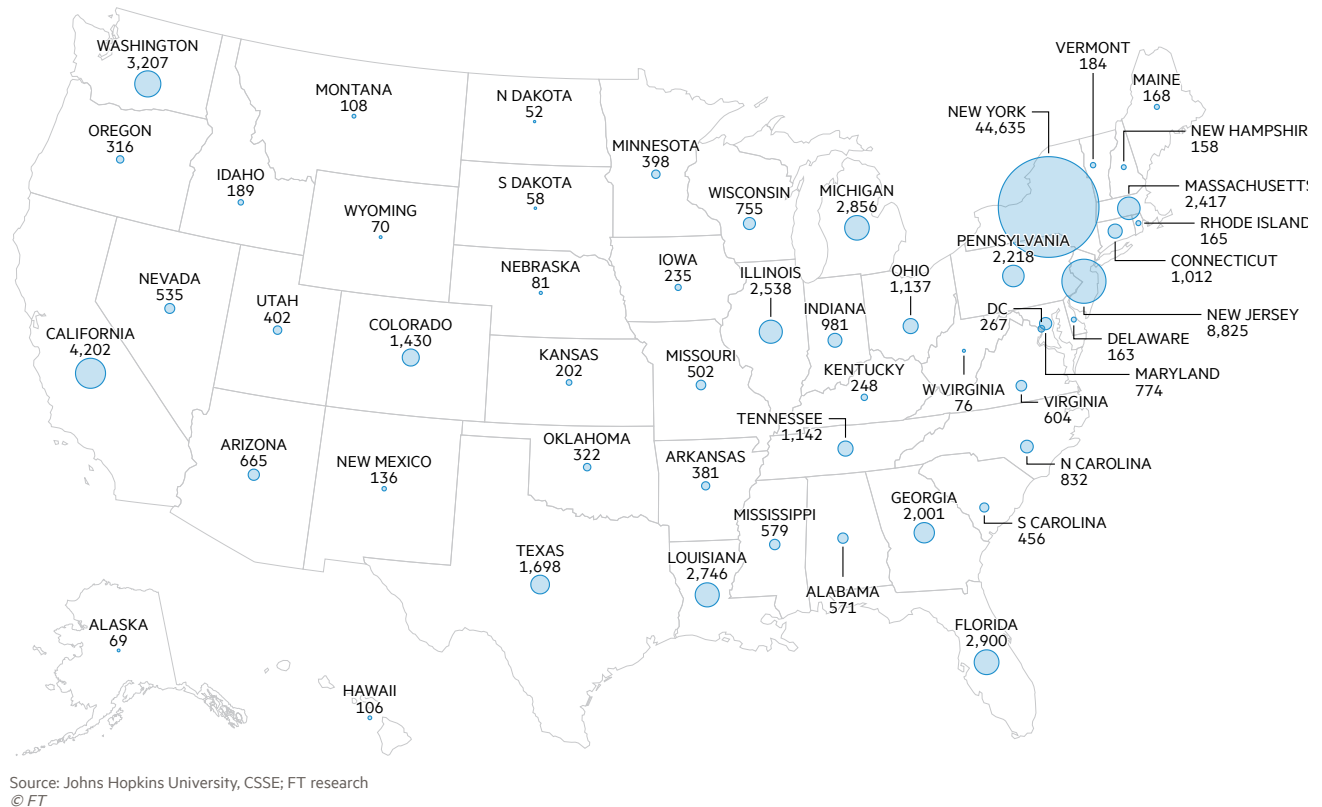


Source: Johns Hopkins University, CSSE; FT research  
© FT

Coronavirus has now spread to all 50 states in the US. More than 60,000 cases have been confirmed in the country.

## Coronavirus situation in the US

Total cases confirmed as of 7:06pm Mar 27 GMT



## The Financial Times China Economic Activity Index

China's slowdown due to the coronavirus outbreak has been pronounced and consequential for the global economy. In order to track these changes, the Financial Times has constructed its own measure of the slowdown and nascent recovery in the Chinese economy.

Official data lags behind activity since it is mostly monthly, and China's data is sometimes viewed as open to political manipulation.

Using Wind's financial database, we have compiled a weighted index of six daily, industry-based data series.

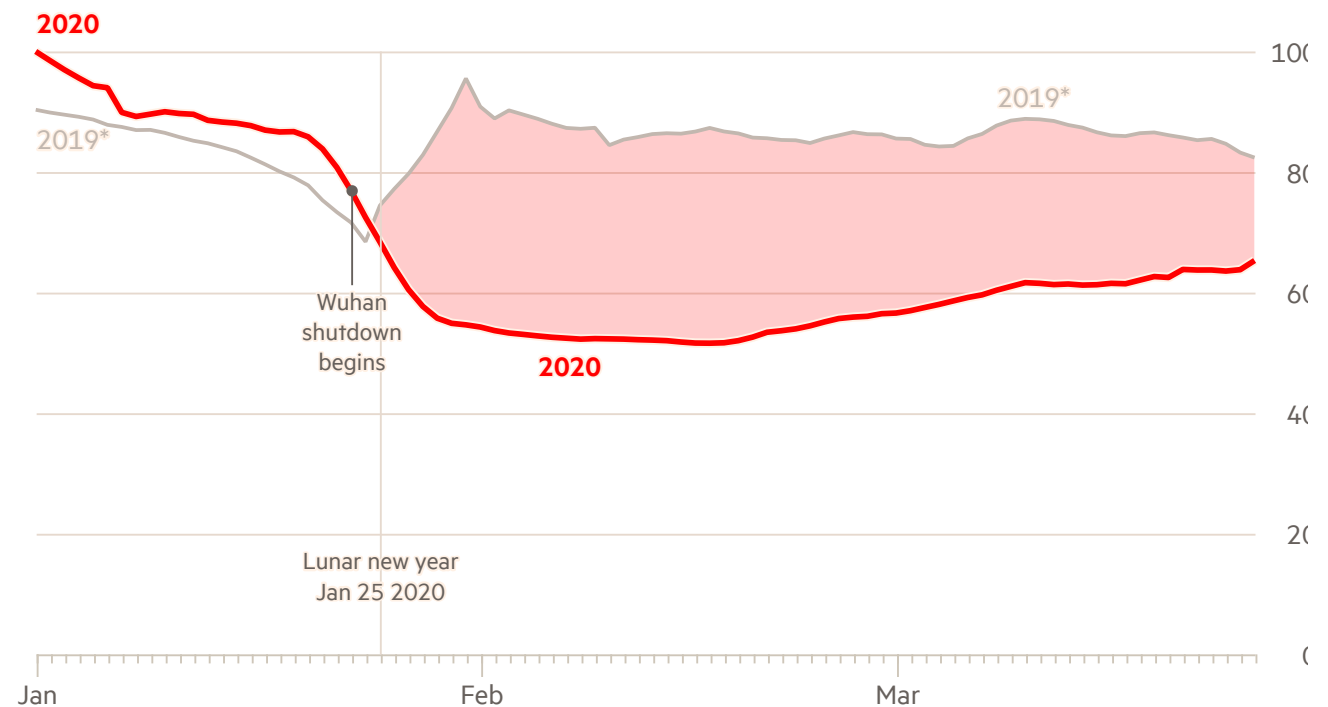
The measures of the domestic economy include real estate floor space sales, traffic congestion within cities, and coal consumption in major power plants. Trade activity is represented by container freight.

Two other indices, which have been given a lesser weighting, provide social and environmental context: box office numbers from Chinese cinemas - a good proxy on consumer activity - and air pollution in the ten largest cities.



## Covid 19's impact on the Chinese economy

FT China Economic Activity Index (Jan 1 2020 = 100), last updated Mar 26



\*2019 values at same number of days before/after the lunar new year

Sources: WIND; EntGroup; FT research

Subindices (Jan 1 2020 = 100)



\*2019 values at same number of days before/after the lunar new year  
Sources: WIND; EntGroup; FT research

© FT

The FT has a dedicated [economic impact tracker page](#) where you can keep up to date with various metrics of economic activity.

## Countries affected by coronavirus

Country	Confirmed cases	Deaths	Recovered
US	96,968	1,477	2,453
Italy	86,498	9,134	10,950

Country	Confirmed cases	Deaths	Recovered
China	81,340	3,292	74,588
Spain	64,059	4,934	9,357
Germany	50,178	321	5,673
France	32,964	1,995	5,700
Iran	32,332	2,378	11,133
UK	14,543	759	135
Switzerland	12,928	231	1,530
South Korea	9,332	139	4,528
Netherlands	8,603	546	3
Austria	7,642	58	225
Belgium	7,284	289	858
Turkey	5,698	92	42
Canada	4,610	53	228
Portugal	4,268	76	43
Norway	3,717	19	6
Australia	3,180	13	170
Sweden	3,046	92	16
Israel	3,035	12	79
Brazil	3,027	77	6
Czech Rep	2,279	9	11
Malaysia	2,161	26	259
Denmark	2,046	52	1
Ireland	1,819	19	5
Chile	1,610	5	43

Country	Confirmed cases	Deaths	Recovered
Luxembourg	1,605	15	40
Ecuador	1,595	36	3
Japan	1,387	47	359
Poland	1,340	16	7
Pakistan	1,331	9	23
Romania	1,292	26	115
South Africa	1,170	2	12
Thailand	1,136	5	97
Saudi Arabia	1,104	3	35
Indonesia	1,046	87	46
Finland	1,041	7	10
Russia	1,036	3	45
Greece	966	28	52
Iceland	890	2	97
India	887	20	73
Philippines	803	54	31
Singapore	732	2	183
Panama	674	9	2
Peru	635	9	14
Slovenia	632	9	10
Argentina	589	13	72
Croatia	586	3	37
Mexico	585	8	4
Dominican Republic	581	20	3

Country	Confirmed cases	Deaths	Recovered
Estonia	575	1	11
Qatar	562		43
Serbia	528	8	42
Hong Kong	518	4	111
Egypt	495	24	102
Colombia	491	6	8
Bahrain	466	4	227
Iraq	458	40	122
Algeria	409	26	29
United Arab Emirates	405	2	52
Lebanon	391	8	27
New Zealand	368		37
Lithuania	358	5	1
Morocco	333	21	11
Armenia	329	1	28
Hungary	300	10	34
Bulgaria	293	3	9
Latvia	280		1
Slovakia	269		2
Andorra	267	3	1
Taiwan	267	2	30
Uruguay	238		
Jordan	235		16
Bosnia and Herzegovina	232	4	5

Country	Confirmed cases	Deaths	Recovered
Costa Rica	231	2	2
Tunisia	227	6	2
Ukraine	226	5	5
Kuwait	225		57
San Marino	223	21	4
North Macedonia	219	3	3
Moldova	199	2	2
Albania	186	8	31
Burkina Faso	180	9	12
Azerbaijan	165	3	15
Vietnam	163		20
Cyprus	162	5	4
Kazakhstan	150	1	3
Reunion	145		1
Faroe Islands	144		54
Malta	139		2
Ghana	136	4	1
Oman	131		23
Senegal	119		11
Brunei	115		11
Afghanistan	110	4	2
Venezuela	107	1	31
Sri Lanka	106		7
Cambodia	99		11

Country	Confirmed cases	Deaths	Recovered
Ivory Coast	96		3
Belarus	94		32
Mauritius	94	2	
Palestinian Authorities	91	1	17
Cameroon	88	2	2
Channel Islands	88	1	
Uzbekistan	88	1	5
Georgia	83		14
Martinique	81	1	
Cuba	80	2	4
Montenegro	75	1	
Guadeloupe	73	1	
Honduras	68	1	
Trinidad and Tobago	66	2	1
Nigeria	65	1	3
Bolivia	61		
Kyrgyzstan	58		
Liechtenstein	56		
Gibraltar	55		14
Rwanda	54		
Paraguay	52	3	1
Dem Rep of Congo	51	3	2
Mayotte	50		
Bangladesh	48	5	11



Country	Confirmed cases	Deaths	Recovered
Monaco	42		1
Macau	34		10
Kenya	31	1	1
French Polynesia	30		
Isle of Man	29		
Aruba	28		1
French Guiana	28		6
Jamaica	26	1	2
Madagascar	26		
Guatemala	25	1	4
Togo	25		1
Barbados	24		
Zambia	22		
Uganda	18		
Ethiopia	16		
Maldives	16		9
Bermuda	15		2
New Caledonia	15		
El Salvador	13		
Tanzania	13		1
Djibouti	12		
Equatorial Guinea	12		
Dominica	11		
Mali	11		

Country	Confirmed cases	Deaths	Recovered
Mongolia	11		
St Martin	11		
Greenland	10		2
Niger	10	1	
Bahamas	9		1
Eswatini	9		
Guinea	8		
Haiti	8		
Myanmar	8		
Namibia	8		2
Suriname	8		
Antigua and Barbuda	7		
Curacao	7	1	2
Gabon	7	1	
Grenada	7		
Mozambique	7		
Seychelles	7		
Benin	6		
Eritrea	6		
Laos	6		
Cabo Verde	5	1	
Fiji	5		
Guyana	5	1	
Montserrat	5		

Country	Confirmed cases	Deaths	Recovered
St Barthelemy	5		
Syria	5		
Zimbabwe	5	1	
Angola	4		
Congo	4		
Holy See	4		
Nepal	4		1
Bhutan	3		
Central African Republic	3		
Chad	3		
Liberia	3		
Mauritania	3		
Sint Maarten	3		
Somalia	3		
St Lucia	3		1
Sudan	3	1	
The Gambia	3	1	
Anguilla	2		
Belize	2		
British Virgin Islands	2		
Guinea-Bissau	2		
Nicaragua	2	1	
St Kitts and Nevis	2		
Turks and Caicos	2		

Country	Confirmed cases	Deaths	Recovered
Libya		1	
Papua New Guinea		1	
St Vincent and the Grenadines		1	
Timor-Leste		1	
Diamond Princess	712	10	

[Copyright](#) The Financial Times Limited 2020. All rights reserved.